


# Improved Form Roll Alignment and Pressure Adjustment Assembly

for the Stolle Rutherford Decorator

**Stolle**  
**Rutherford Decorator**

Technical Update 1204-1


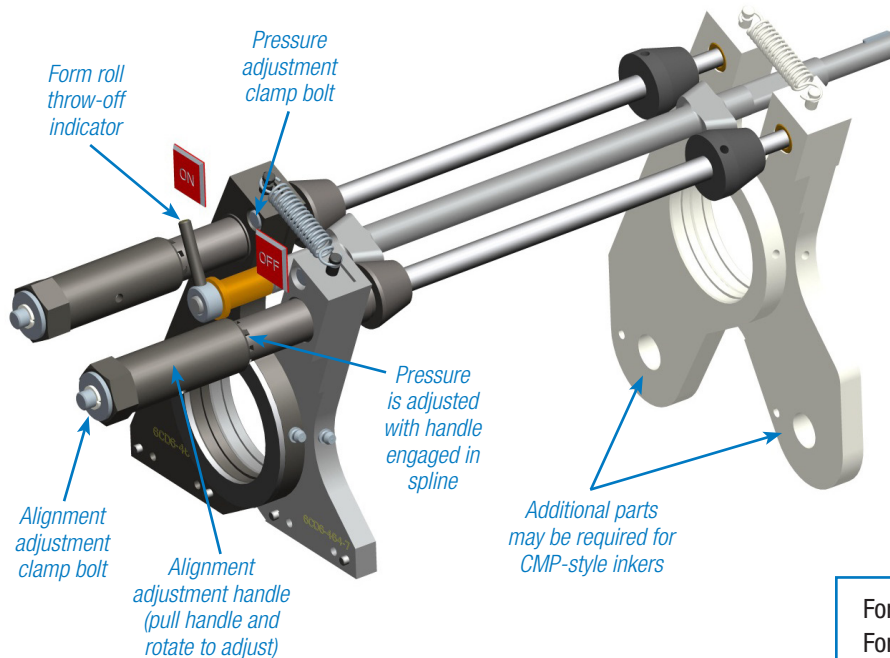
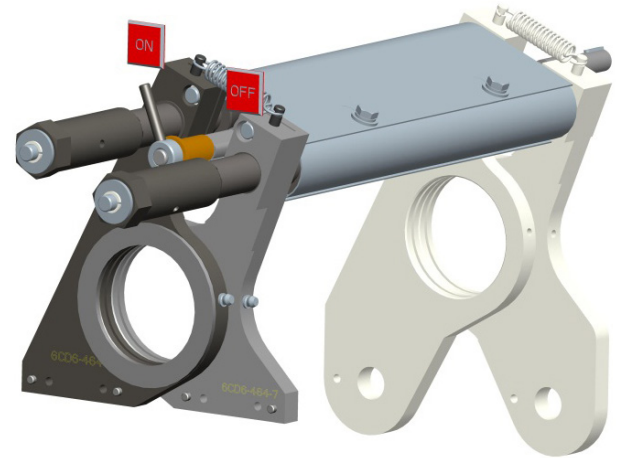


Stolle has developed a new adjustment mechanism for setting the form roll-to-plate cylinder alignment and pressure. This retrofit assembly will increase the ease of inker operation and provide more reliable high quality printing.

Benefits include:

- Alignment and pressure adjustments are made with convenient handles on the operator side of the inker. The handles allow for easy access for adjustment during operation as well as easy inker setups.
- All clamps and adjustment locks are accessible from the operator side of the ink station – no reaching into the center of the inker for adjusting alignment or loosening clamping screws.
- The locks provide improved retention of adjustments. The improved access to the locking mechanisms allows the clamps to be properly tightened and be less likely to loosen causing a loss of adjustment.

The new form roll alignment assembly is standard on all new Rutherford inkers, and is available as a retrofit assembly for existing inkers with minimal rework required (part #6CD6-A-464). Additional parts may be required for CMP-style inkers (part #6CD6-A-488).



For more information and pricing on the Rutherford Form Roll Alignment and Pressure Adjustment Retrofit Assembly, please contact Mark Santos at Stolle Centennial at +1 303-708-5173 or [mark.santos@stollemachinery.com](mailto:mark.santos@stollemachinery.com).



**Stolle Machinery Company, LLC**

6949 South Potomac Street, Centennial, CO 80112  
Phone: +1 303-708-9044 Fax: +1 303-708-9045  
[www.stollemachinery.com](http://www.stollemachinery.com)

A constant flow of innovations, technology and ideas that benefit customers.